

SHORELINE WHITBY



GUIDE TO PARKING IN WHITBY

Due to the large number of visitors to the town, parking in Whitby unfortunately, can be rather difficult. In this guide we explain the various parking options available for your stay in Whitby.

At particularly busy times such as, Bank Holiday weekends, Goth weekends, Regatta and Summer, the swing bridge from the East to West side may be closed to traffic, but open to pedestrians.

In this case you would need to cross from one side to the other by using the road bridge on the A171. Diversion signs should be in place.

In the following guide you will find information on public car parks, Shoreline private car park, on street parking Scratch Cards and disc zone parking. We hope that this information will help you in the planning of your stay.

Public Car Parks in Whitby

Parking in Whitby can be difficult and confusing, so we have put together some useful information for you regarding the Long Stay car parks in the town.

Church Street car park Church Street, Whitby. YO22 4AS (92 spaces)

£2.20 for 1 hour / £4.40 for 3 hours / £7 for 6 hours / £9 for 24 hours

Payment Options: Coins, RingGo and Debit/Credit card.

Abbey Headland car park Abbey Lane, Whitby. YO22 4JT (415 spaces)

£2.20 for 1 hour / £3.30 for 2 hours / £7 for 6 hours / £9 for 24 hours

Payment Options: Coins & RingGo.

Endeavour Wharf car park Langbourne Road, Whitby. YO21 1YN (250 spaces)

£3.30 for 2 hours / £5.50 for 4 hours / £7 for 6 hours / £9 for 24 hours

Payment Options: Coins, RingGo and Debit/Credit card.

Marina Back car park Langbourne Road, Whitby. YO21 1YN (232 spaces)

£3.30 for 2 hours / £5.50 for 4 hours / £7 for 6 hours / £9 for 24 hours

Payment Options: Coins, RingGo and Debit/Credit card.

West Cliff car park Pavillion Drive, Whitby. YO21 3EG (424 spaces)

£2.20 for 1 hour / £3.30 for 2 hours / £7 for 6 hours / £9 for 24 hours

Payment Options: Coins, RingGo and Debit/Credit card.

Shoreline Parking Facilities

You may wish to consider booking one of our private parking bays or garages to avoid struggling to find a public space when you arrive.

We have 3 off-street parking bays on Silver Street and 2 garages on Windsor Terrace. Please note that these are only sold to Shoreline Guests and can only be booked for the duration of your stay (not part weeks).

Parking bay prices

January to March

£8 per day

April to June

£10 per day

July to September

£12 per day

October

£10 per day

November to December

£8 per day

Garage prices

January to March

£8 per day

April to June

£12 per day

July to September

£15 per day

October

£12 per day

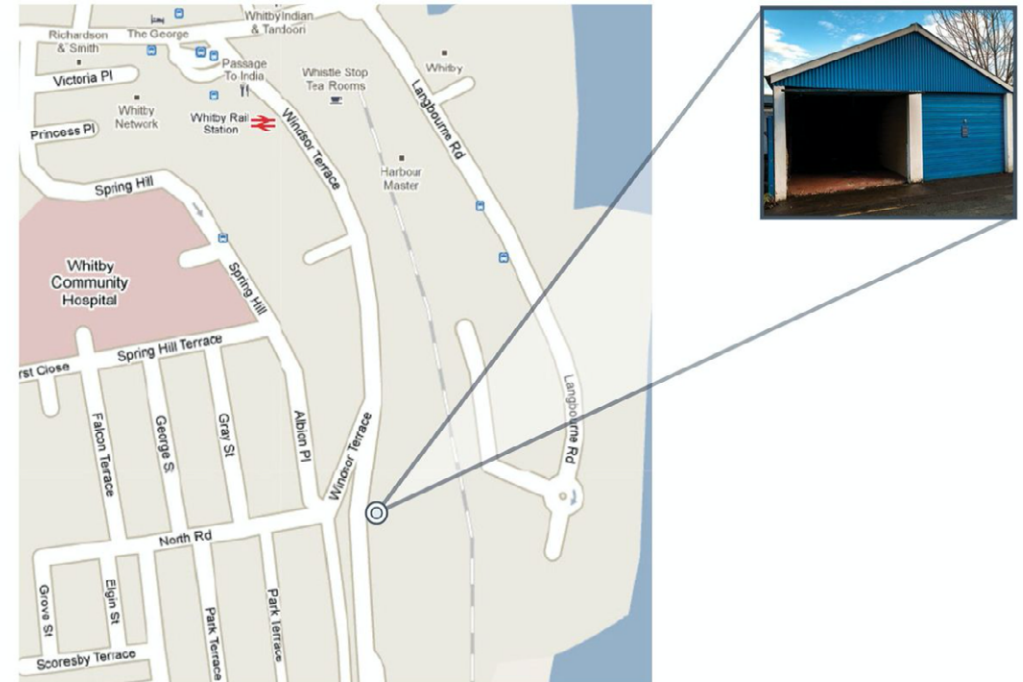
November to December

£8 per day

Our private parking bays are located at 19 Silver Street, Whitby YO21 3BX. They are best approached by going down Albert Place and then turning into Wellington Terrace / Silver Street. The entrance to the parking is tight and caution should be taken to avoid damage to your vehicle.



Our garage facilities are located on Windsor Terrace, Whitby YO21 1ET.



If you would like to book parking, please call us on 01947 668 888. Our office is open from 10am – 6pm Monday to Friday.

Shoreline Cottages Ltd takes no responsibility for loss or damage to your vehicle or its contents and as such, it is parked at your own risk.

Parking Scratch Cards

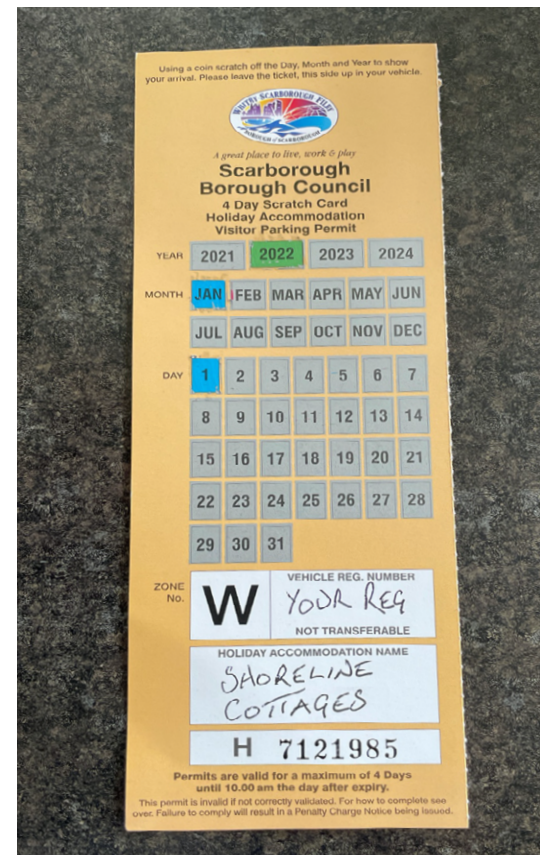
Yellow four-day holiday accommodation parking scratch cards

These pre-paid parking permits allow guests visiting the area and staying in accommodation outside of the town centre to park in the disc zone bays, within the same zone as their accommodation, with correctly validated scratch card for 4 days. Please note that these cards do not guarantee you a parking place.

How to validate your scratch card

- Scratch off the panels to indicate the day, month, and year of arrival. Also complete the registration number on the front of the scratch card and the name of the holiday accommodation being visited (we usually complete this for you, quoting Shoreline Cottages)
- Only the date of arrival should be scratched off the permit. If the permit is to be used over 4 days, the Civil Enforcement Officer will see it is still valid when the arrival date is scratched off
- If more than one date is scratched off the permit, it becomes invalid, and the vehicle is liable to being issued with a Penalty Charge Notice
- The scratch card must be clearly displayed in a prominent position so that all sections are visible to a Civil Enforcement Officer
- Scratch cards are only valid when used by persons visiting the holiday accommodation; they are not valid for staff parking
- Scratch cards are not valid for any of the council's off street pay and display car parks, marked disabled bays or loading bays. The scratch card is only valid in the zone indicated on the front of the permit

See the example below - this scratch card is for 4 days commencing 01 January 2022. Please make sure you read the instructions on the back of the card.

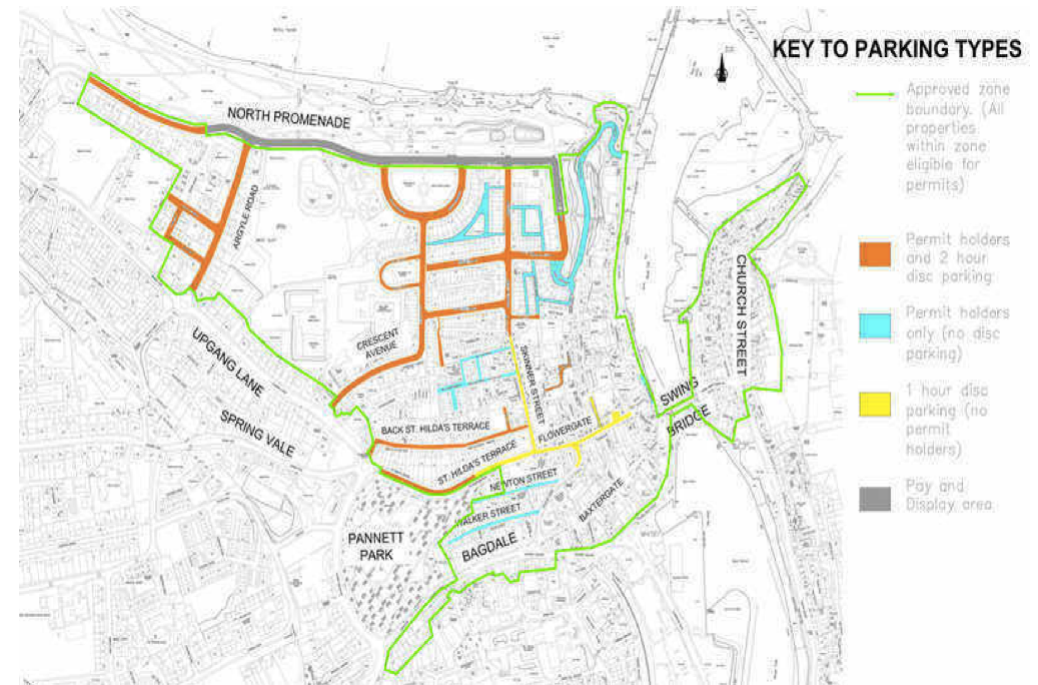


Zone W parking

Scratch cards give you 4 days free parking in Whitby's orange and blue zones where a 'W' appears on the disc zone sign. These are the 3-hour disc bays (you are allowed up to 4 days, not just 3 hours) and permit holder only streets.

For those staying in cottages on Henrietta Street and Church Street, the nearest zones are Newton Street, Back St. Hilda's Terrace and Well Close Square, although any of the specified zones can be used.

'W' Parking zone Map



Disabled parking in Whitby

On-Street Parking

There are a number of designated disabled on-street parking spaces in Whitby for Blue Badge holders. These include Windsor Terrace, St Ann's Staith, Pier Road, North Terrace and Kyber Pass.

Disabled badge holders are able to park:

- Without time limit in any of the on-street pay and display bays
- Without time limit in any of the signed disc zones
- Within signed and marked disabled bays. Please note that some disabled bays within the area have a time limit and it is the motorist's responsibility to ensure they have checked the signs in the area for any time limits which may be in force. Where the disabled bay is time restricted, the driver must display the disabled badge and a clock to indicate their time of arrival
- On double yellow lines for a maximum 3-hour period. The vehicle must not be causing an obstruction to other road users. Please check that there is no loading restriction in place before you leave your vehicle. The blue badge and clock must be displayed to indicate your time of arrival
- At all times a valid disabled badge and when necessary, a clock must be clearly displayed within the vehicle, or the motorist could be liable to being issued with a Penalty Charge Notice
- Please note that some of these are local restrictions which are in place. The national restrictions relating to the use of the Disabled Badge are also in force, for further information on these restrictions please consult the Blue Badge Handbook, which is provided when a blue disabled badge is issued



Please note: disabled badge holders are not exempt from parking charges within any of the council's off street pay and display car parks in the borough.

Whitby Park and Ride

Whitby Park and Ride operates daily from Saturday 19 February to Sunday 27 February during the school holiday in North Yorkshire. It will then start again in April 2022 and operate daily until the end October 2022.

The park and ride offers an affordable alternative to town centre parking. The site includes a building with waiting area and toilets.

The fare paid to travel on the bus also covers parking and use of facilities. Tickets are purchased on the bus from the driver. Dogs can travel on the bus at the discretion of the bus driver. There is no extra charge for dogs.

The Park and Ride is located at the A171 / B1460 junction North of Whitby it has 450 free spaces. If using a sat nav, follow the postcode YO21 1TL.

There are two services offering different routes to Whitby centre. Both operate direct from Whitby Bus Station to the park and ride. From Saturday 19 to Sunday 27 February all buses will operate via route P1.

Service P1

Service P1 runs via West Cliff and St Hilda's Terrace to Whitby Bus Station and then to the park and ride. Buses operate every 30 minutes. During the summer school holidays this service operates every 30 minutes from 6.30pm to 8.30pm.

Service P2

Service P2 runs direct to Whitby Bus Station. Buses operate every 30 minutes. Service P2 does not operate between Saturday 19 February and Sunday 27 February 2022.

Please note: no overnight parking is allowed at Whitby Park and Ride.

Electric vehicle charging points

For those with an Electric Vehicle it's important to know in advance where you can charge your car during your Whitby holiday.

Unfortunately, at this stage there are not many choices, but we do hope this will change in the near future.

In Whitby you will find 4 charging points at the Aldi Supermarket - located at Fairfield Way, Whitby, YO22 4PU.

We also have some properties which have private charging points installed. To find these, please go to our website www.shoreline-cottages.com/cottages then using the filter facility on the left of the page, choose 'Electric car charging point'. This will show you which of our properties have a private charging point.

Free on street parking in Whitby

Free on street parking is not very easy to find in Whitby, but if you're lucky you may be able to find a space near Pannett Park. You will reach a mini roundabout which is at the top corner of Pannett Park and Chubb Hill. Take the road leading down to St Hilda's Terrace heading towards Flowergate, the top half of St Hilda's Terrace is free 24-hour parking. Its bottom half offers changing 40-minute parking zones.

If you went down Chubb Hill from the above-mentioned mini roundabout, with the Park once again on the left side, any parking spot that you will find is free 24 hours.

The little back streets running parallel to St Hilda's which lead down to Skinner Street, also offer 24 hours free parking. Free parking is also available along North Terrace, which starts at the corner of the Royal Hotel running parallel to the beach and heading down towards Sandsend.

On the East side, there are not many parking places available. You might be able to park your car on Church Street as you head into town, but it's at quite a distance from the town's centre.

Parking outside Whitby

Parking in Sandsend

The public car park is located at Lythe Bank, Sandsend, YO21 3TG
(92 spaces available)

£2.20 for 1 hour / £3.30 for 2 hours / £4.40 for 4 hours / £6 for 24 hours

Payment Options: Coins, RingGo and Debit/Credit card

Parking in Robin Hood's Bay

The public car park is located at Station Road, Robin Hood's Bay, Whitby, YO22 4RE (207 spaces available)

£2.20 for 1 hour / £3.30 for 2 hours / £4.40 for 4 hours / £6 for 24 hours

Payment Options: Coins, RingGo and Debit/Credit card



01947 668 888

www.shoreline-cottages.com